

---

Results

Survey 415354

---

Number of records in this query:	86
Total records in survey:	86
Percentage of total:	100.00%

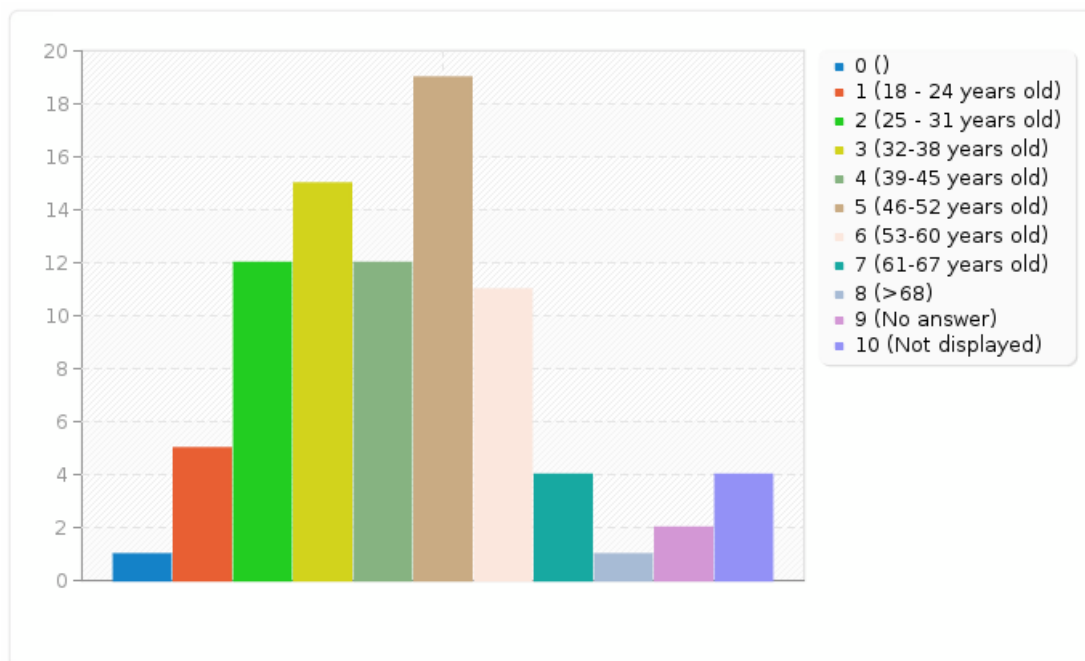
## Summary for Age

How old are you?

Answer	Count	Percentage
(A1)	1	1.16%
18 - 24 years old (A2)	5	5.81%
25 - 31 years old (A3)	12	13.95%
32-38 years old (A4)	15	17.44%
39-45 years old (A5)	12	13.95%
46-52 years old (A6)	19	22.09%
53-60 years old (A7)	11	12.79%
61-67 years old (A8)	4	4.65%
>68 (A9)	1	1.16%
No answer	2	2.33%
Not displayed	4	4.65%

## Summary for Age

How old are you?



---

## Summary for English

Is English your primary or first language?

---

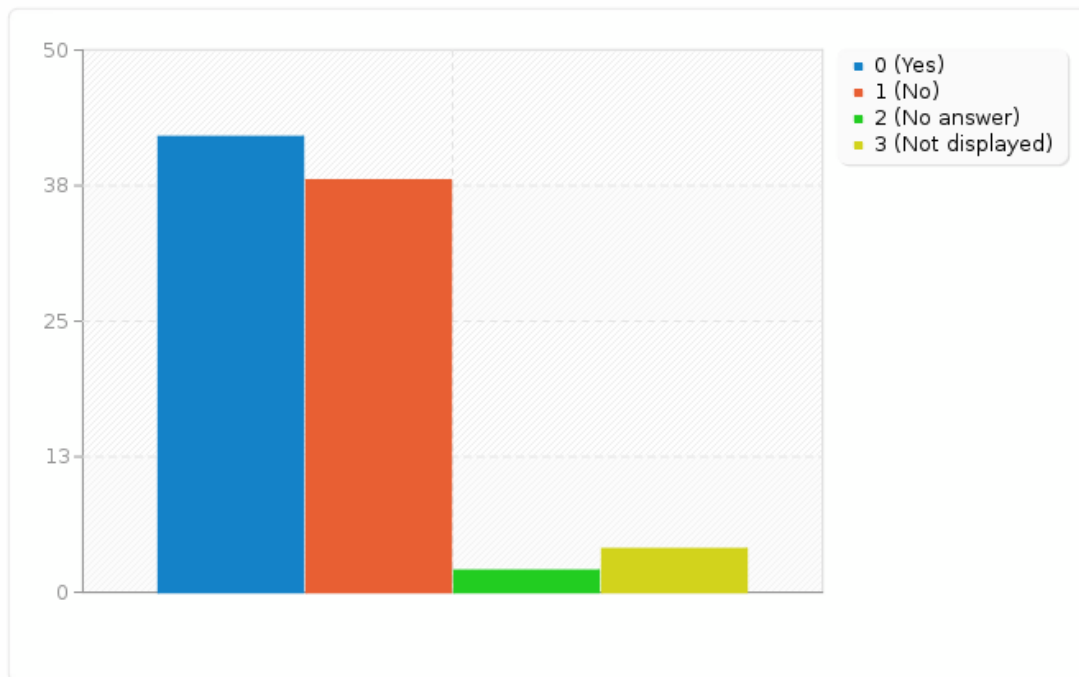
Answer	Count	Percentage
Yes (A1)	42	48.84%
No (A2)	38	44.19%
No answer	2	2.33%
Not displayed	4	4.65%

---

## Summary for English

Is English your primary or first language?

---



---

## Summary for Englishproficiency

How would you rate your proficiency in English as a medium for academic study?

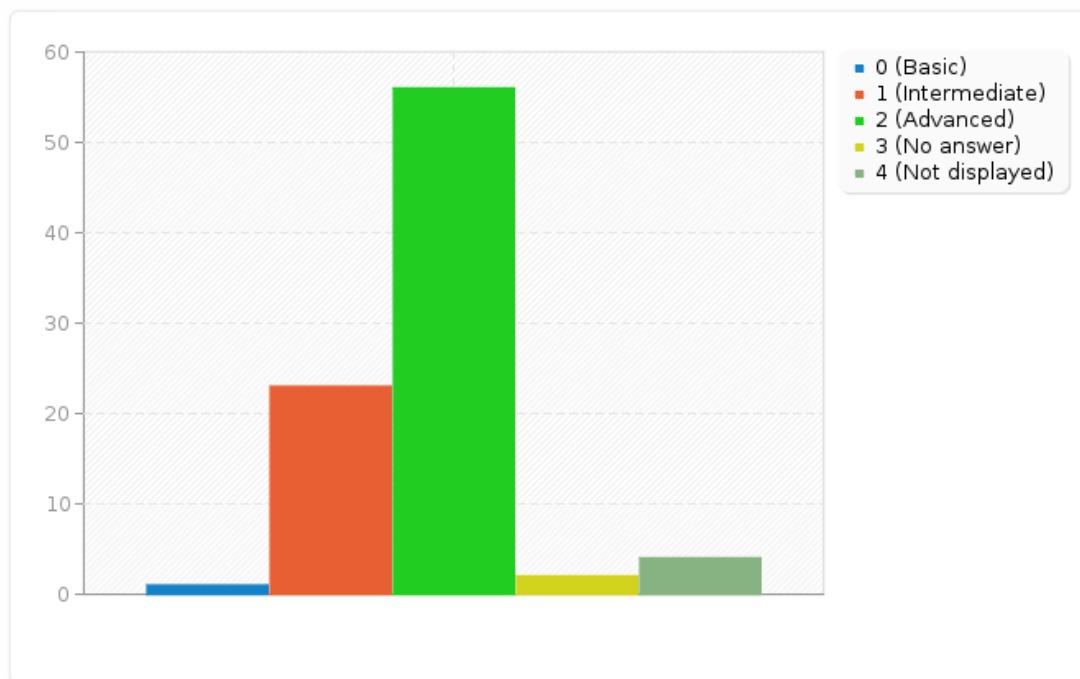
---

Answer	Count	Percentage
Basic (A1)	1	1.16%
Intermediate (A2)	23	26.74%
Advanced (A3)	56	65.12%
No answer	2	2.33%
Not displayed	4	4.65%

## Summary for English proficiency

How would you rate your proficiency in English as a medium for academic study?

---



## Summary for genderidentity

To which gender do you most identify?

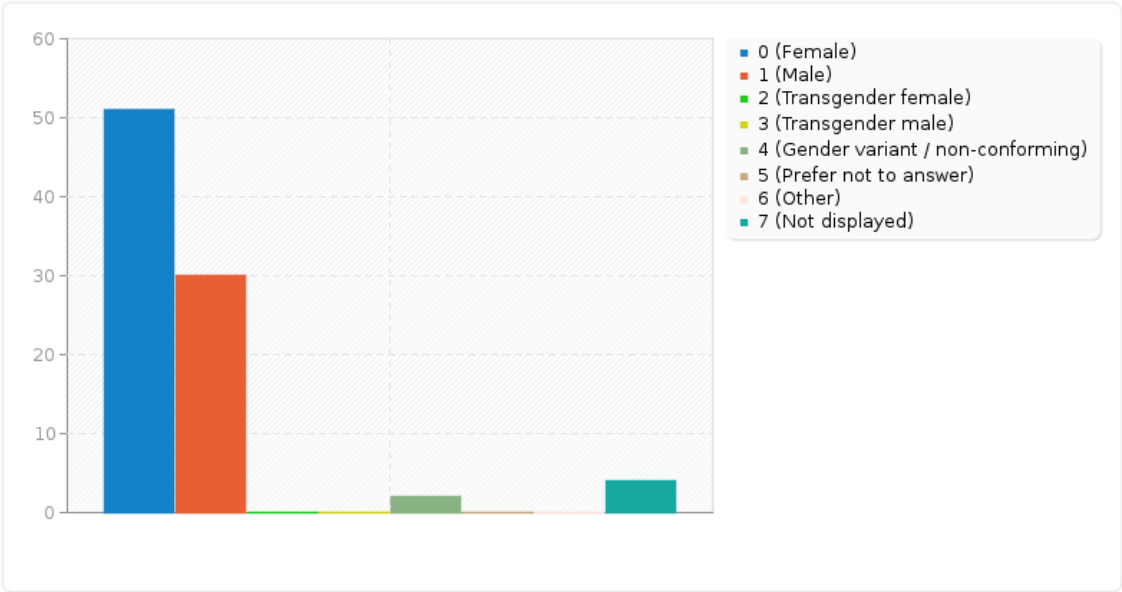
Answer	Count	Percentage
Female (SQ001)	51	59.30%
Male (SQ002)	30	34.88%
Transgender female (SQ003)	0	0.00%
Transgender male (SQ004)	0	0.00%
Gender variant / non-conforming (SQ005)	2	2.33%
Prefer not to answer (SQ007)	0	0.00%
Other	0	0.00%
Not displayed	4	4.65%

ID	Response
----	----------



Summary for genderidentity

To which gender do you most identify?



## Summary for Region

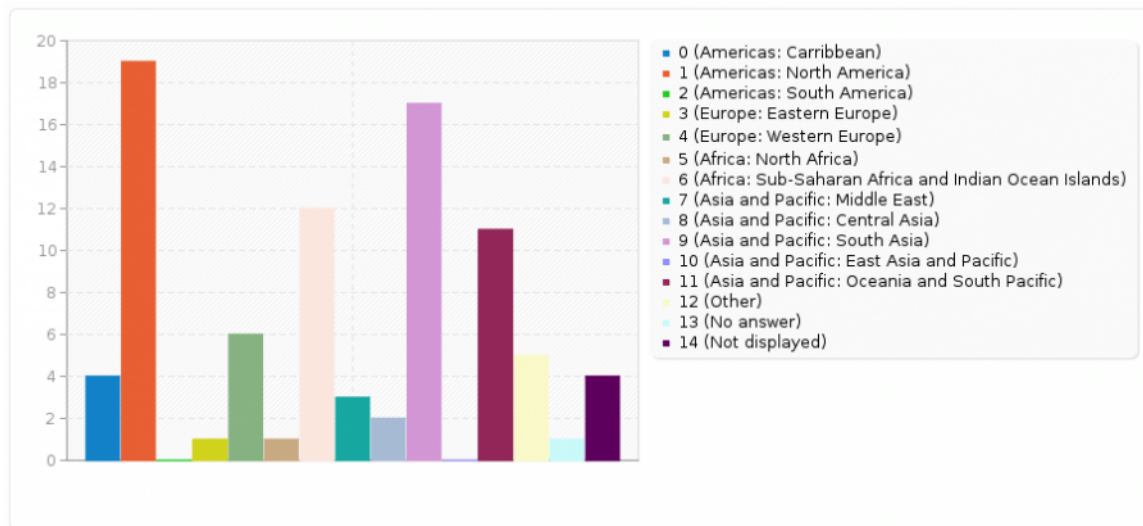
On a regular basis, in which region are you primarily located?

Answer	Count	Percentage
Americas: Carribbean (A1)	4	4.65%
Americas: North America (A2)	19	22.09%
Americas: South America (A3)	0	0.00%
Europe: Eastern Europe (A4)	1	1.16%
Europe: Western Europe (A5)	6	6.98%
Africa: North Africa (A6)	1	1.16%
Africa: Sub-Saharan Africa and Indian Ocean Islands (A7)	12	13.95%
Asia and Pacific: Middle East (A8)	3	3.49%
Asia and Pacific: Central Asia (A9)	2	2.33%
Asia and Pacific: South Asia (A10)	17	19.77%
Asia and Pacific: East Asia and Pacific (A11)	0	0.00%
Asia and Pacific: Oceania and South Pacific (A12)	11	12.79%
Other	5	5.81%
No answer	1	1.16%
Not displayed	4	4.65%

ID	Response
56	India
94	Africa,
99	South Africa

## Summary for Region

On a regular basis, in which region are you primarily located?



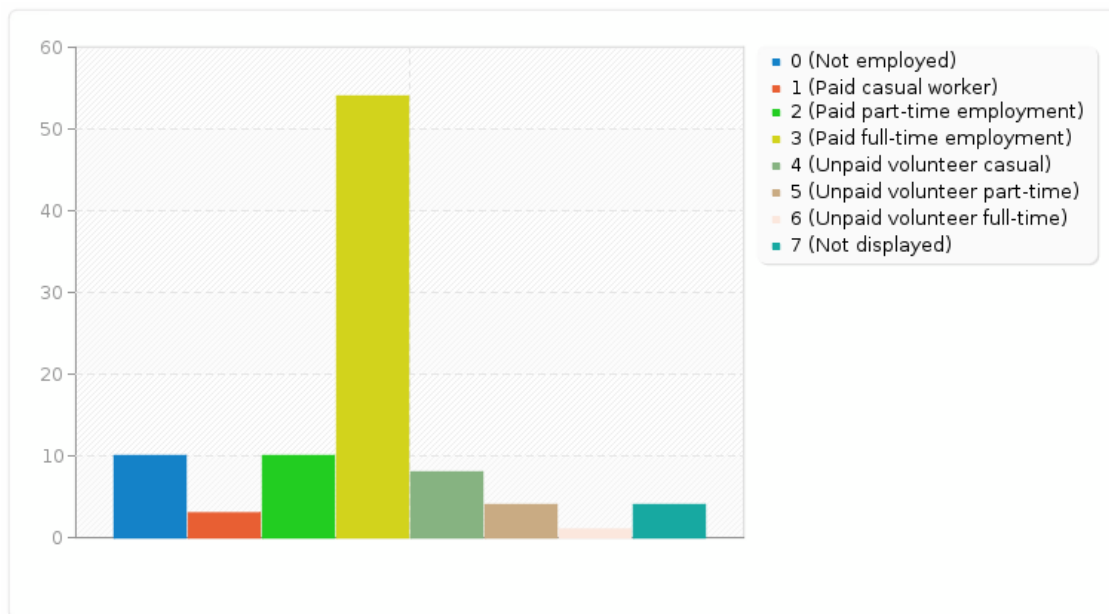
## Summary for workandvolunteering

Are you engaged in employment or volunteer work? (Tick all that apply)

Answer	Count	Percentage
Not employed (SQ001)	10	11.63%
Paid casual worker (SQ002)	3	3.49%
Paid part-time employment (SQ004)	10	11.63%
Paid full-time employment (SQ006)	54	62.79%
Unpaid volunteer casual (SQ003)	8	9.30%
Unpaid volunteer part-time (SQ005)	4	4.65%
Unpaid volunteer full-time (SQ007)	1	1.16%
Not displayed	4	4.65%

## Summary for workandvolunteering

Are you engaged in employment or volunteer work? (Tick all that apply)



## Summary for Hourswork

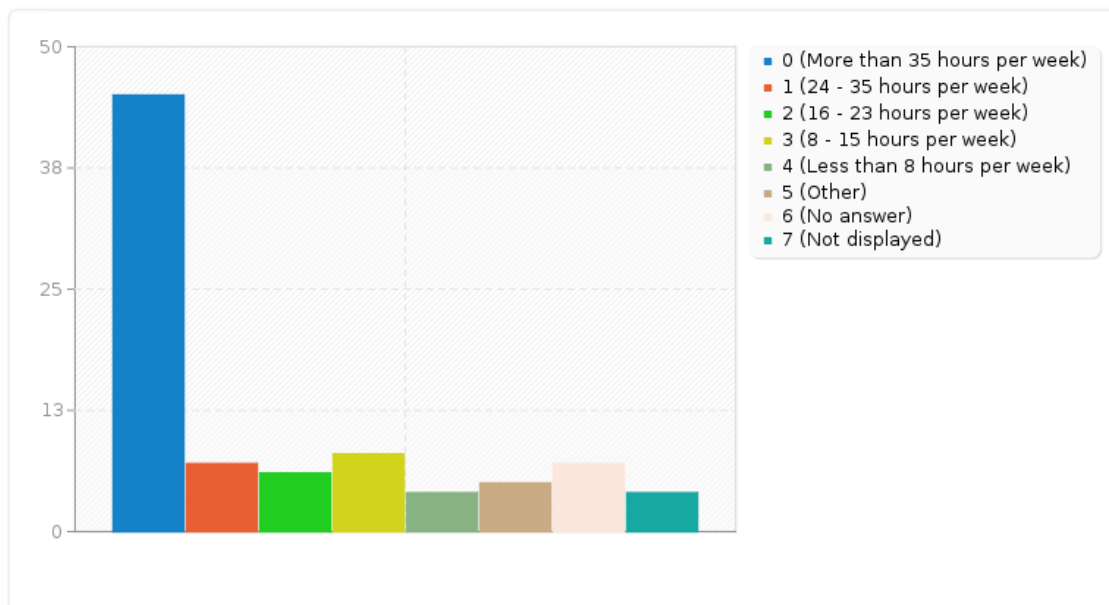
How many hours do you work per week? (Combine hours for paid employment and voluntary work).

Answer	Count	Percentage
More than 35 hours per week (A1)	45	52.33%
24 - 35 hours per week (A2)	7	8.14%
16 - 23 hours per week (A3)	6	6.98%
8 - 15 hours per week (A4)	8	9.30%
Less than 8 hours per week (A5)	4	4.65%
Other	5	5.81%
No answer	7	8.14%
Not displayed	4	4.65%

ID	Response
40	it may vary
54	eLearning consultant
57	I am a home maker. Works more than 35 hours per week

## Summary for Hourswork

How many hours do you work per week? (Combine hours for paid employment and voluntary work).



## Summary for Qualifications

What is your highest academic qualification?

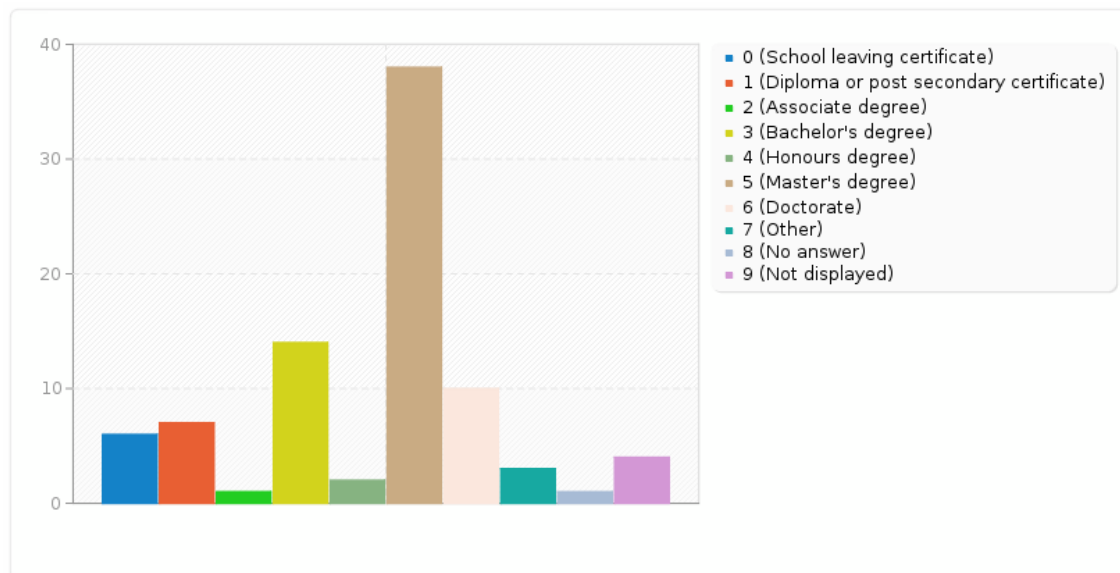
Answer	Count	Percentage
School leaving certificate (A1)	6	6.98%
Diploma or post secondary certificate (A2)	7	8.14%
Associate degree (A3)	1	1.16%
Bachelor's degree (A4)	14	16.28%
Honours degree (A5)	2	2.33%
Master's degree (A6)	38	44.19%
Doctorate (A7)	10	11.63%
Other	3	3.49%
No answer	1	1.16%
Not displayed	4	4.65%

ID	Response
40	professional certificates
70	post graduate work
116	Some college 25-35 hours completed



## Summary for Qualifications

What is your highest academic qualification?



---

## Summary for Position

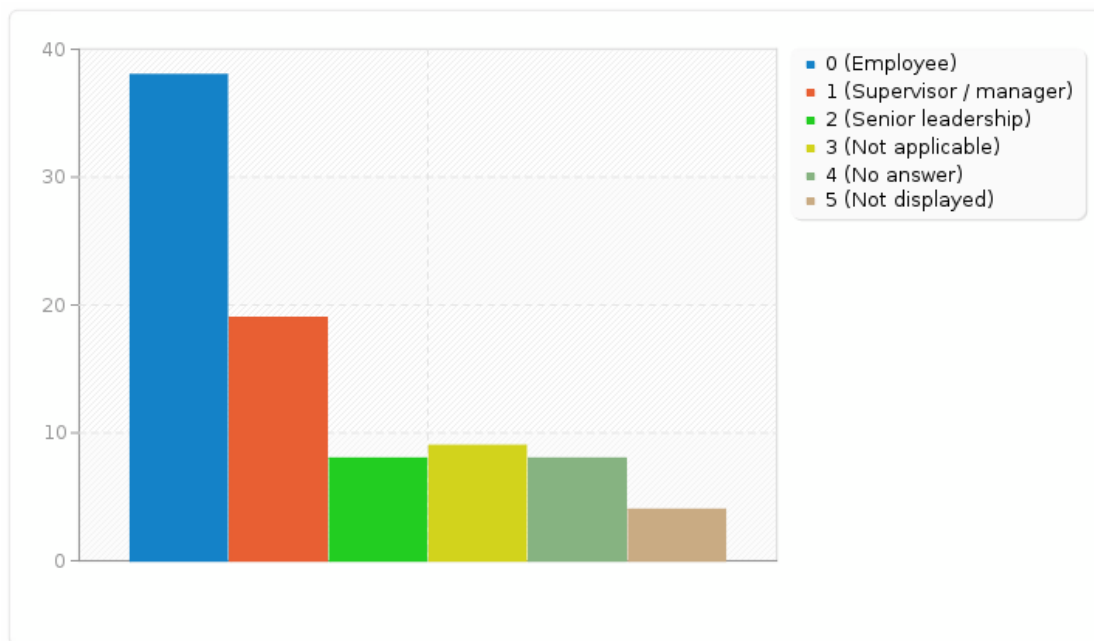
Which of the following best describes your position in paid employment?

---

Answer	Count	Percentage
Employee (A1)	38	44.19%
Supervisor / manager (A2)	19	22.09%
Senior leadership (A3)	8	9.30%
Not applicable (A4)	9	10.47%
No answer	8	9.30%
Not displayed	4	4.65%

## Summary for Position

Which of the following best describes your position in paid employment?



---

## Summary for Positionvolunteer

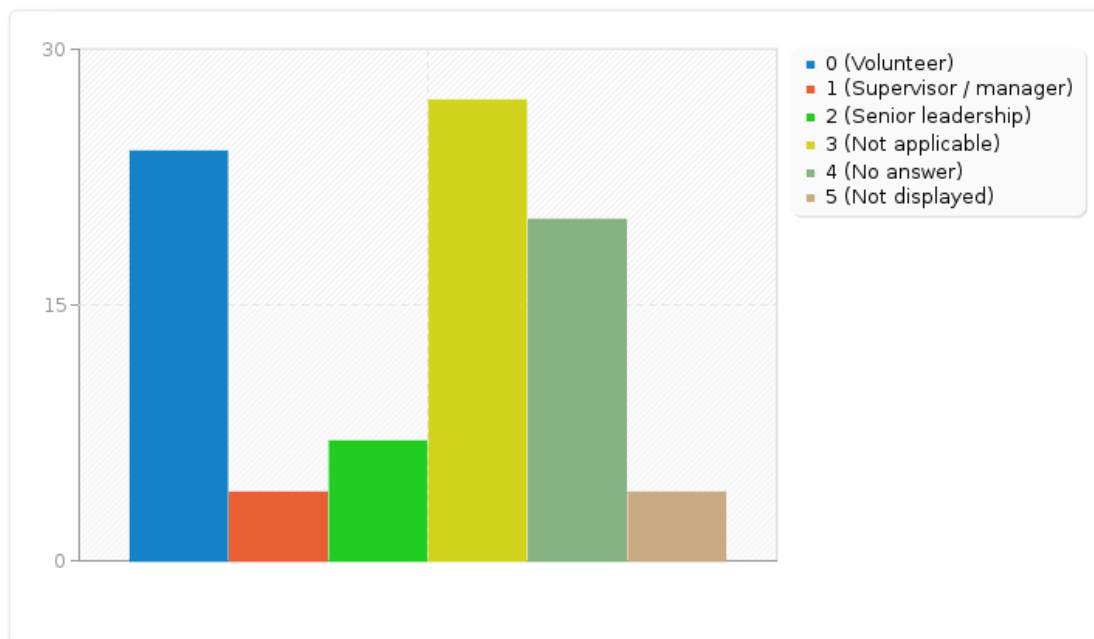
Which of the following best describes your position in volunteer work?

---

Answer	Count	Percentage
Volunteer (A1)	24	27.91%
Supervisor / manager (A2)	4	4.65%
Senior leadership (A3)	7	8.14%
Not applicable (A4)	27	31.40%
No answer	20	23.26%
Not displayed	4	4.65%

## Summary for Positionvolunteer

Which of the following best describes your position in volunteer work?



---

## Summary for Onlinelearning

Have you participated in an online course before?

---

Answer	Count	Percentage
Yes (A1)	59	68.60%
No (A2)	18	20.93%
Other	0	0.00%
No answer	4	4.65%
Not displayed	5	5.81%

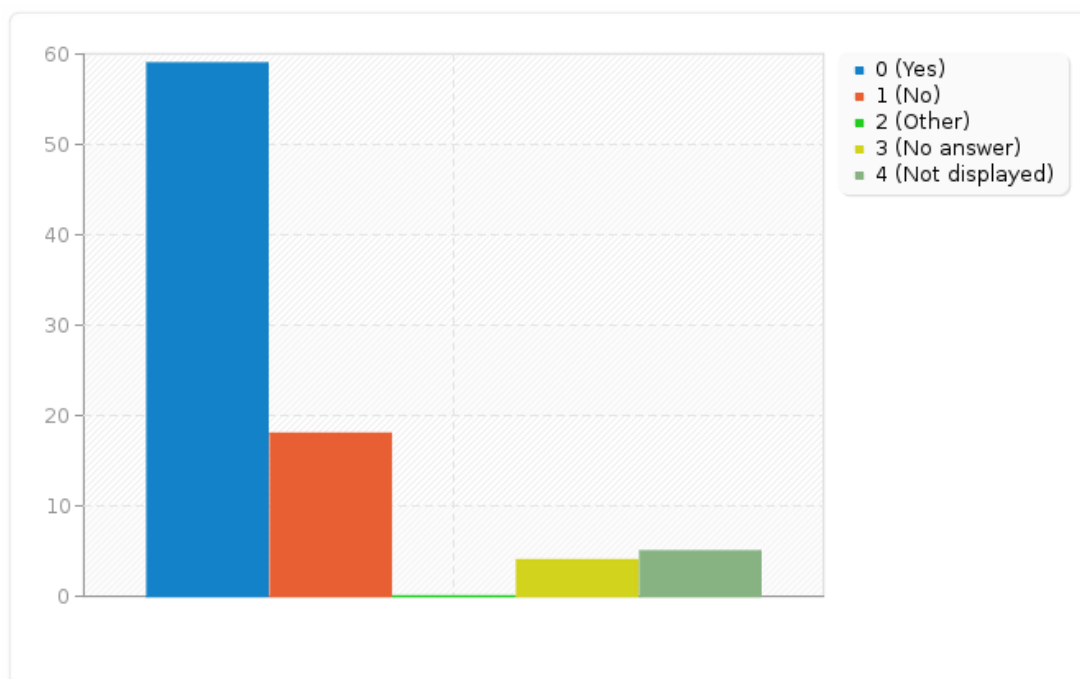
ID	Response
----	----------

---

## Summary for Onlinelearning

Have you participated in an online course before?

---



---

## Summary for Blog

Prior to registering for this course, did you maintain a regular blog?

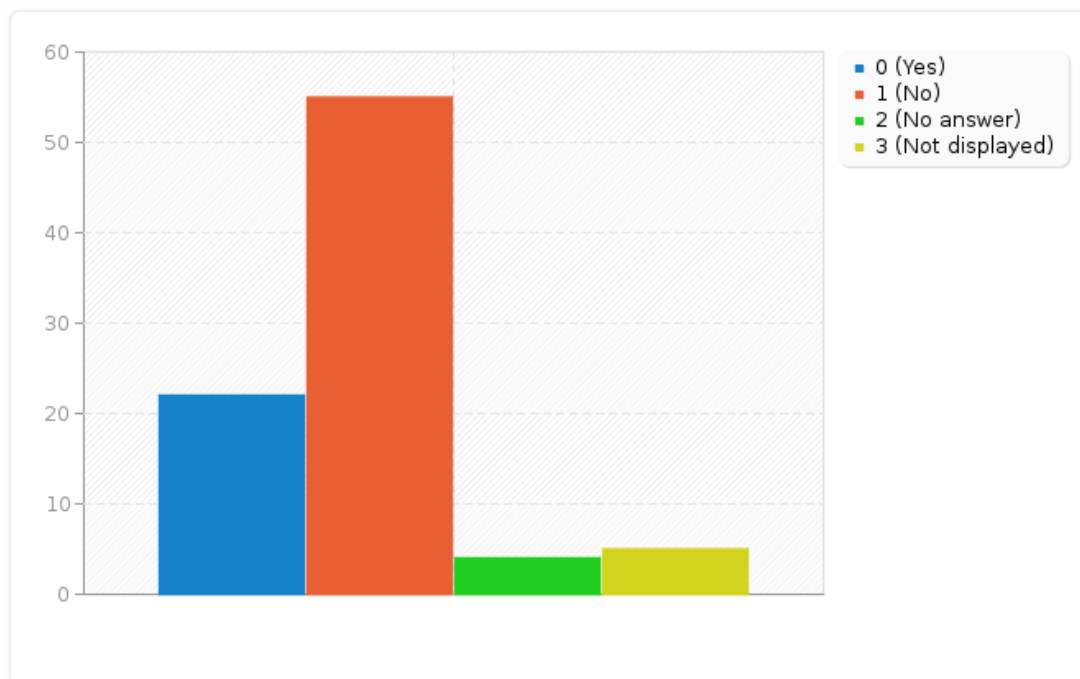
---

Answer	Count	Percentage
Yes (A1)	22	25.58%
No (A2)	55	63.95%
No answer	4	4.65%
Not displayed	5	5.81%



## Summary for Blog

Prior to registering for this course, did you maintain a regular blog?



---

## Summary for MOOC

Have you registered for a MOOC (Massive Open Online Course) previously?

---

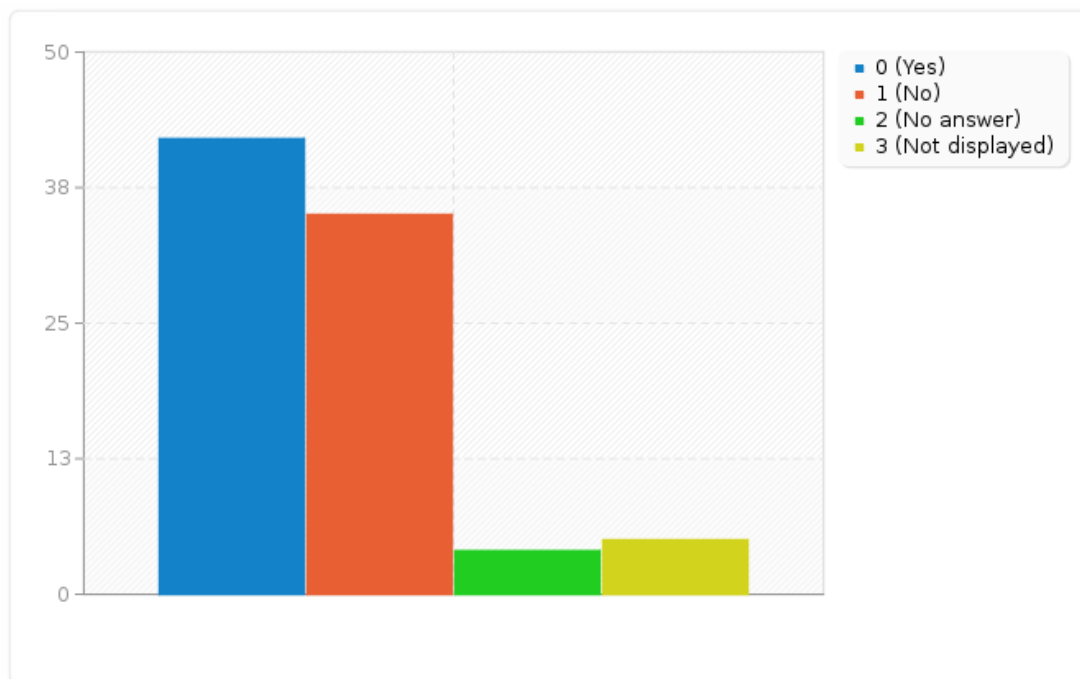
Answer	Count	Percentage
Yes (A1)	42	48.84%
No (A2)	35	40.70%
No answer	4	4.65%
Not displayed	5	5.81%

---

## Summary for MOOC

Have you registered for a MOOC (Massive Open Online Course) previously?

---



---

## Summary for MOOCnumber

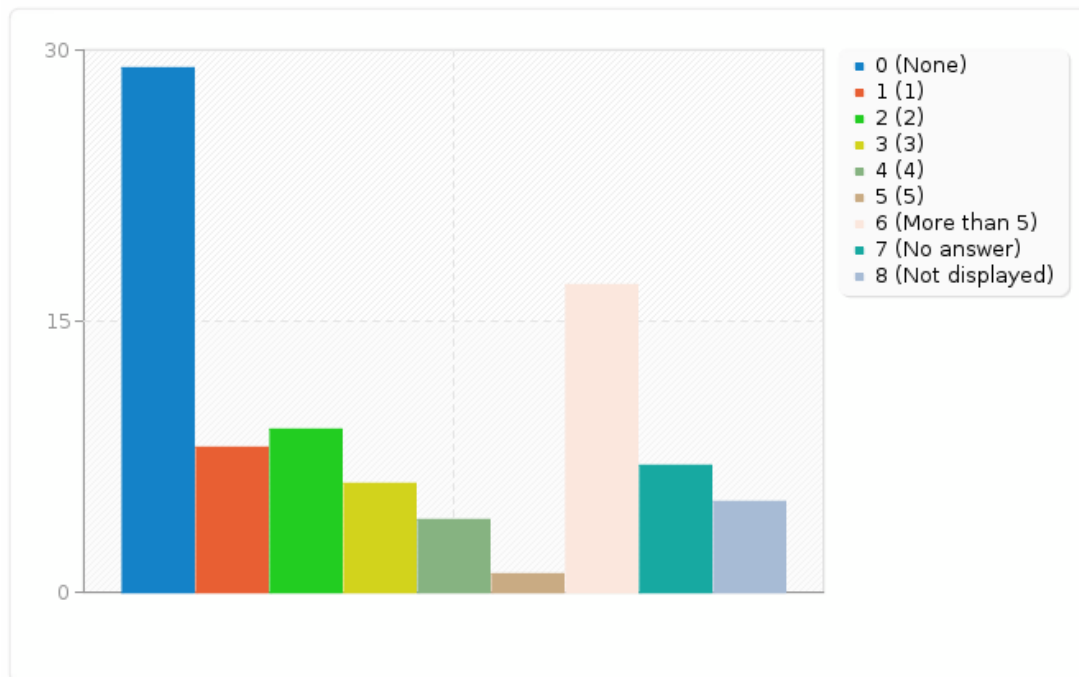
How many MOOCs (Massive Open Online Courses) have you registered for previously?

---

Answer	Count	Percentage
None (A1)	29	33.72%
1 (A2)	8	9.30%
2 (A3)	9	10.47%
3 (A4)	6	6.98%
4 (A5)	4	4.65%
5 (A6)	1	1.16%
More than 5 (A7)	17	19.77%
No answer	7	8.14%
Not displayed	5	5.81%

## Summary for MOOCnumber

How many MOOCs (Massive Open Online Courses) have you registered for previously?



---

## Summary for MOOCcompletion

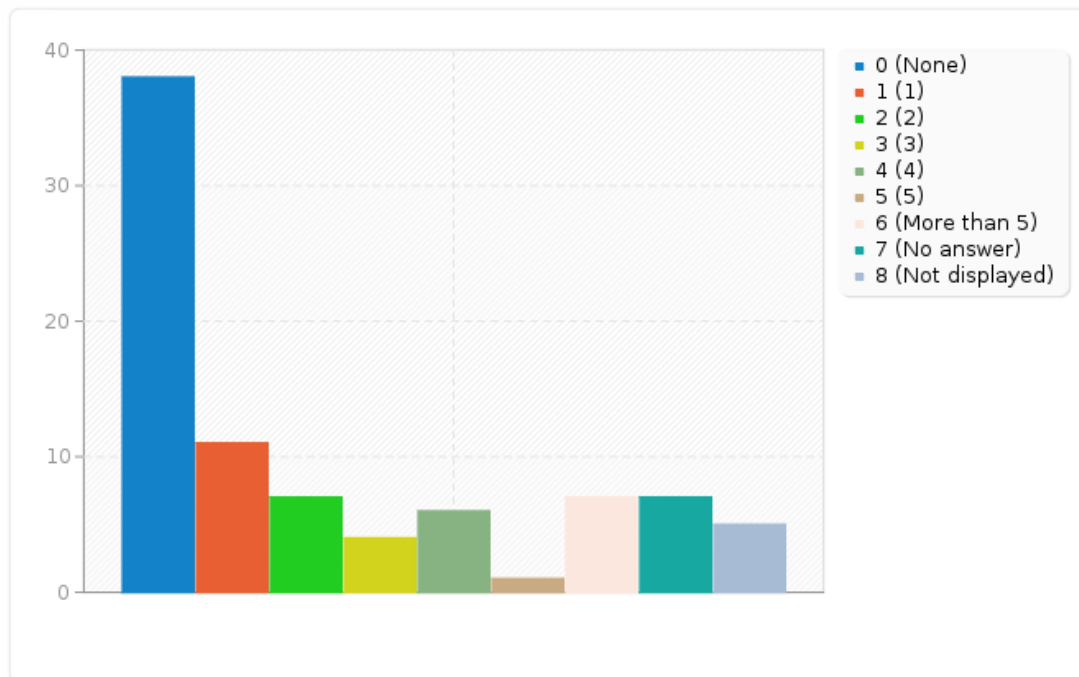
How many MOOCs (Massive Open Online Courses) have you completed previously?

---

Answer	Count	Percentage
None (A1)	38	44.19%
1 (A2)	11	12.79%
2 (A3)	7	8.14%
3 (A4)	4	4.65%
4 (A5)	6	6.98%
5 (A6)	1	1.16%
More than 5 (A7)	7	8.14%
No answer	7	8.14%
Not displayed	5	5.81%

## Summary for MOOCcompletion

How many MOOCs (Massive Open Online Courses) have you completed previously?



## Summary for Motivation

What was your PRIMARY motivation to participate in this course?

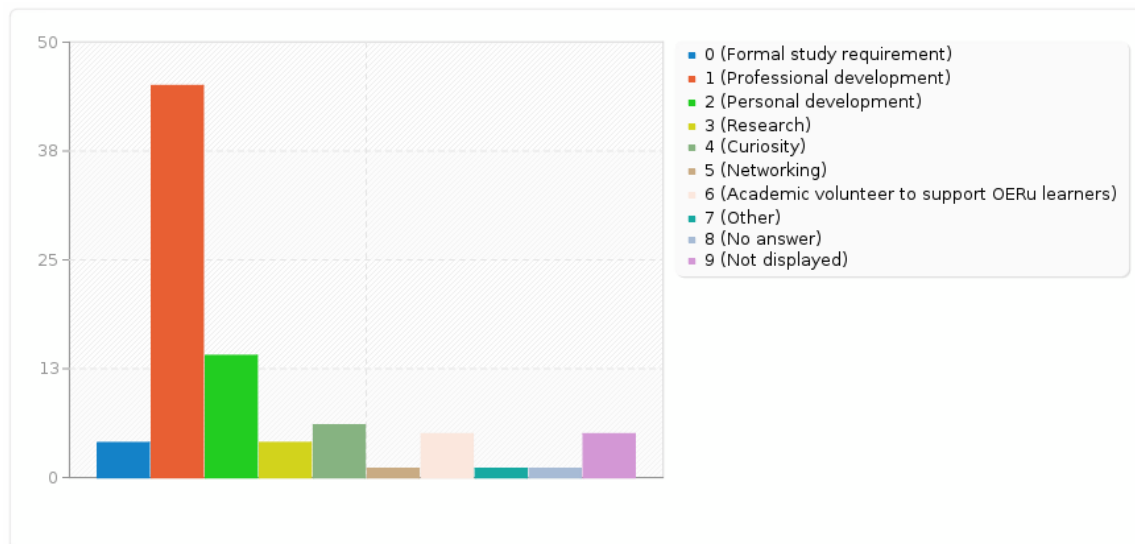
Answer	Count	Percentage
Formal study requirement (A1)	4	4.65%
Professional development (A2)	45	52.33%
Personal development (A3)	14	16.28%
Research (A4)	4	4.65%
Curiosity (A5)	6	6.98%
Networking (A6)	1	1.16%
Academic volunteer to support OERu learners (A7)	5	5.81%
Other	1	1.16%
No answer	1	1.16%
Not displayed	5	5.81%

ID	Response
70	to become familiar w/online learning



## Summary for Motivation

What was your PRIMARY motivation to participate in this course?



---

## Summary for Credit

Are you taking this course for formal academic credit towards a recognised qualification?

---

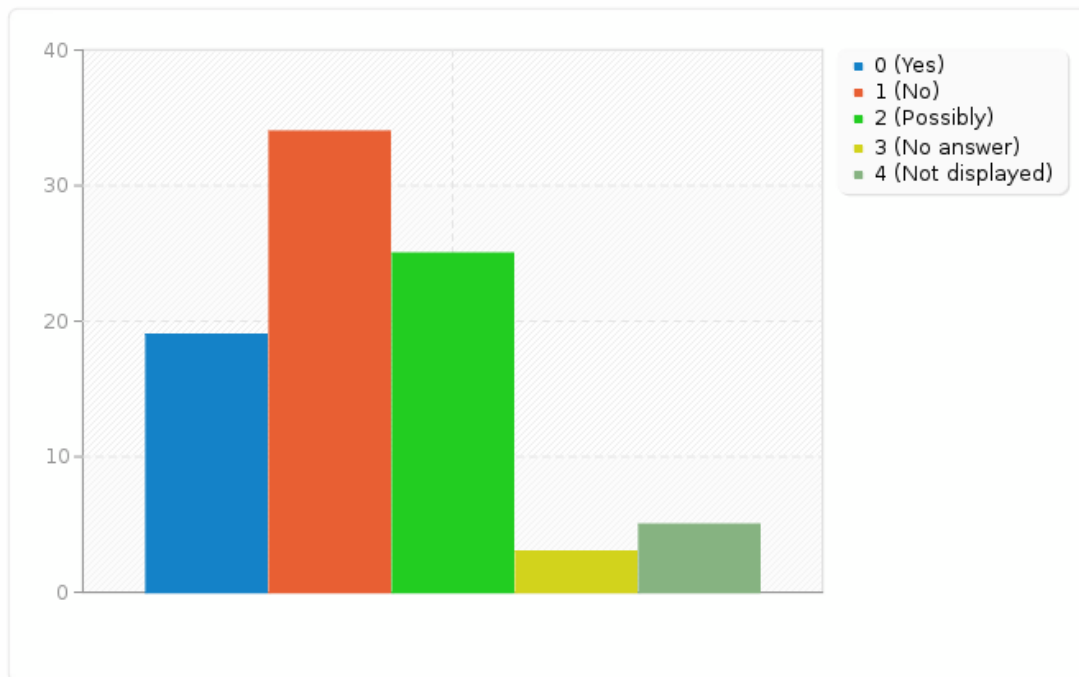
Answer	Count	Percentage
Yes (A1)	19	22.09%
No (A2)	34	39.53%
Possibly (A3)	25	29.07%
No answer	3	3.49%
Not displayed	5	5.81%

---

## Summary for Credit

Are you taking this course for formal academic credit towards a recognised qualification?

---



---

## Summary for Microcredential

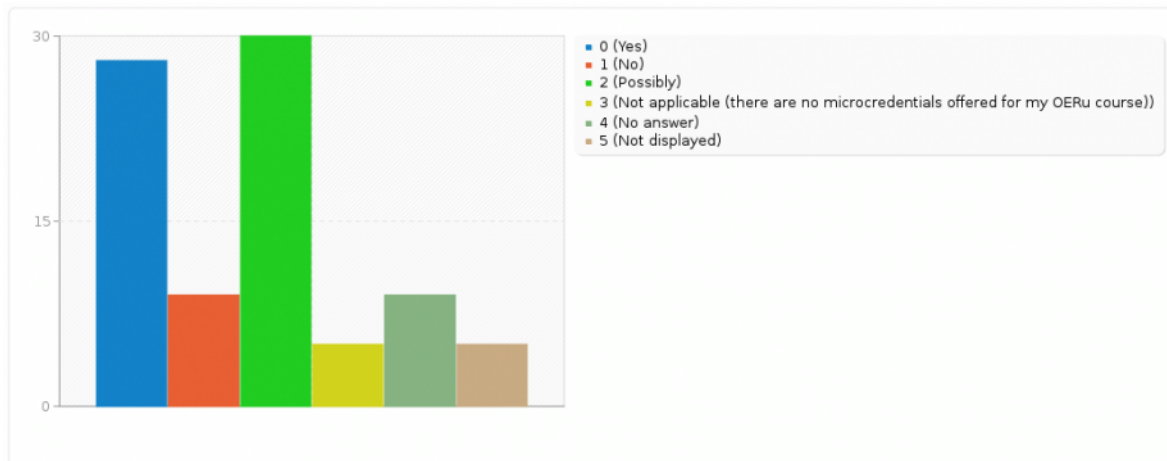
Many OERu courses offer microcredentials for assessed learning. If available, do you intend to acquire a microcredential for this course?

---

Answer	Count	Percentage
Yes (A1)	28	32.56%
No (A2)	9	10.47%
Possibly (A3)	30	34.88%
Not applicable (there are no microcredentials offered for my OERu course) (A4)	5	5.81%
No answer	9	10.47%
Not displayed	5	5.81%

## Summary for Microcredential

Many OERu courses offer microcredentials for assessed learning. If available, do you intend to acquire a microcredential for this course?



---

## Summary for Participationlevels

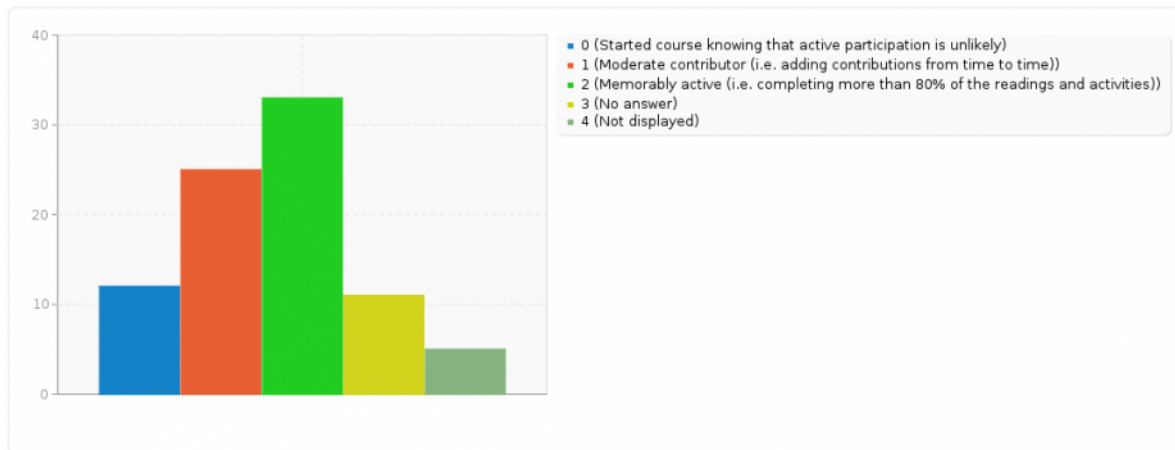
Which of the following best describes your INTENDED levels of participation in this course?

---

Answer	Count	Percentage
Started course knowing that active participation is unlikely (A1)	12	13.95%
Moderate contributor (i.e. adding contributions from time to time) (A3)	25	29.07%
Memorably active (i.e. completing more than 80% of the readings and activities) (A4)	33	38.37%
No answer	11	12.79%
Not displayed	5	5.81%

## Summary for Participationlevels

Which of the following best describes your INTENDED levels of participation in this course?



## Summary for Reasons

Which of the following best describe your reasons for learning with OERu?

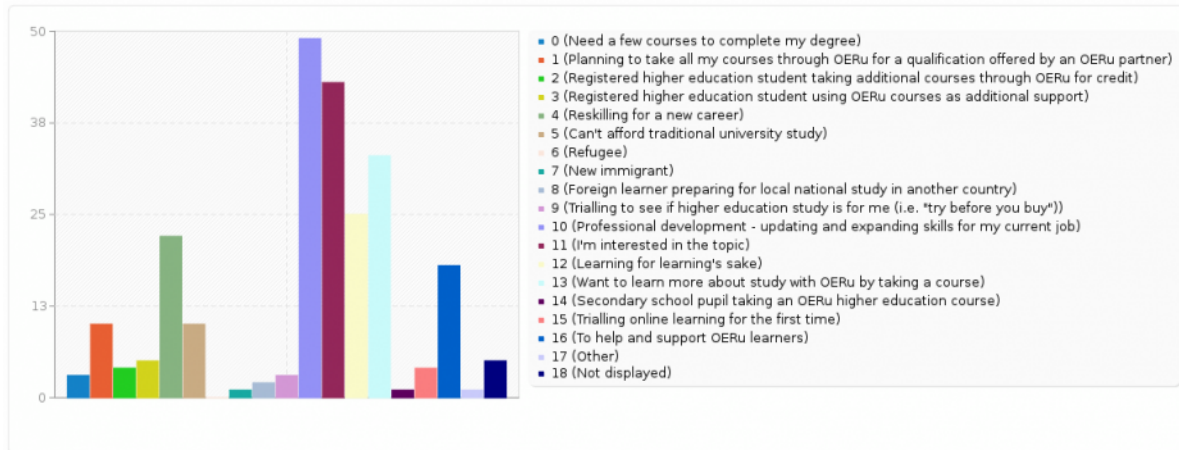
Answer	Count	Percentage
Need a few courses to complete my degree (SQ001)	3	3.49%
Planning to take all my courses through OERu for a qualification offered by an OERu partner (SQ016)	10	11.63%
Registered higher education student taking additional courses through OERu for credit (SQ011)	4	4.65%
Registered higher education student using OERu courses as additional support (SQ015)	5	5.81%
Reskilling for a new career (SQ002)	22	25.58%
Can't afford traditional university study (SQ003)	10	11.63%
Refugee (SQ004)	0	0.00%
New immigrant (SQ005)	1	1.16%
Foreign learner preparing for local national study in another country (SQ006)	2	2.33%
Trialling to see if higher education study is for me (i.e. "try before you buy") (SQ007)	3	3.49%
Professional development - updating and expanding skills for my current job (SQ008)	49	56.98%
I'm interested in the topic (SQ009)	43	50.00%
Learning for learning's sake (SQ010)	25	29.07%
Want to learn more about study with OERu by taking a course (SQ012)	33	38.37%
Secondary school pupil taking an OERu higher education course (SQ013)	1	1.16%
Trialling online learning for the first time (SQ014)	4	4.65%
To help and support OERu learners (SQ017)	18	20.93%
Other	1	1.16%
Not displayed	5	5.81%

ID	Response
82	A colleague suggested it would be useful for a faculty project on which we'll be collaborating



## Summary for Reasons

Which of the following best describe your reasons for learning with OERu?



## Summary for Source

How did you FIRST find out about this OERu course?

Answer	Count	Percentage
Online search engine (e.g. Google or Yahoo) (A1)	19	22.09%
Microblog post (e.g. Twitter) (A2)	2	2.33%
Facebook (A3)	5	5.81%
Youtube (A13)	0	0.00%
Online advertisement (A4)	2	2.33%
Referral from a colleague or friend (A5)	20	23.26%
Course poster on a public noticeboard (A6)	3	3.49%
OERu website (A7)	1	1.16%
WikiEducator (A8)	3	3.49%
P2PU learning circle (A9)	0	0.00%
Announcement on an email list (A10)	13	15.12%
Announcement or information from an OERu partner institution (A11)	5	5.81%
Media report (e.g. newspaper, television etc.) (A12)	0	0.00%
Other	6	6.98%
No answer	2	2.33%
Not displayed	5	5.81%

ID	Response
41	NetHui
56	From friend
99	Twitter
101	@JenWike on Twitter

## Summary for Source

How did you FIRST find out about this OERu course?

