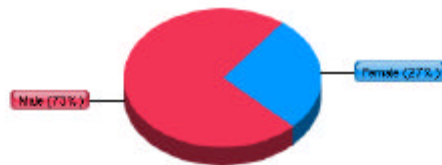


Report: Response Summary Report

Survey: Evaluation of National Online Training on Development of Self-Learning Materials

Compiled: 09/21/2008

1. Gender:



STATISTICS

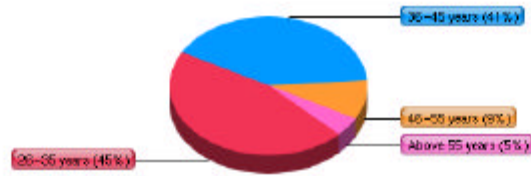
Choices Selected: 22
Total Responses: 22

SUMMARY

VALUE	COUNT	PERCENT %
Male	16	72.73%
Female	6	27.27%

SurveyGizmo Report: Response Summary Report

2. Age:



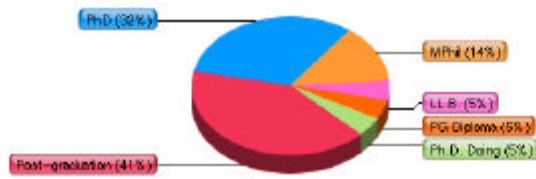
STATISTICS

Choices Selected: 22
Total Responses: 22

SUMMARY

VALUE	COUNT	PERCENT %
26-35 years	10	45.45%
36-45 years	9	40.91%
46-55 years	2	9.09%
Above 55 years	1	4.55%

3. Your highest educational qualification:



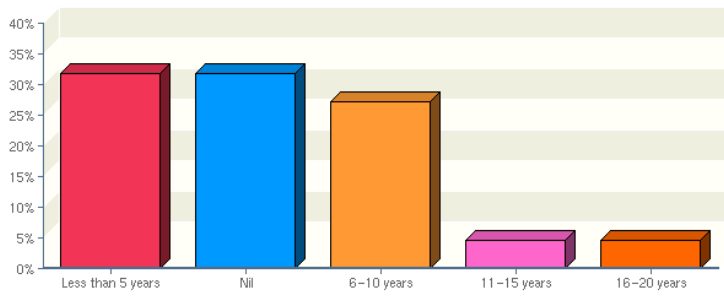
STATISTICS

Choices Selected: 22
 Total Responses: 22

SUMMARY

VALUE	COUNT	PERCENT %
Post-graduation	9	40.91%
PhD	7	31.82%
MPhil	3	13.64%
LL.B.	1	4.55%
PG Diploma	1	4.55%
Ph.D. Doing	1	4.55%

4. Experience in Distance Education:



STATISTICS

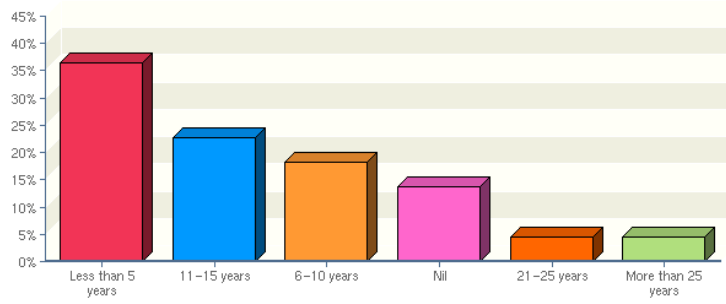
Choices Selected:	22
Total Responses:	22

SUMMARY

VALUE	COUNT	PERCENT %
Less than 5 years	7	31.82%
Nil	7	31.82%
6-10 years	6	27.27%
11-15 years	1	4.55%
16-20 years	1	4.55%

SurveyGizmo Report: Response Summary Report

5. Experience in teaching:



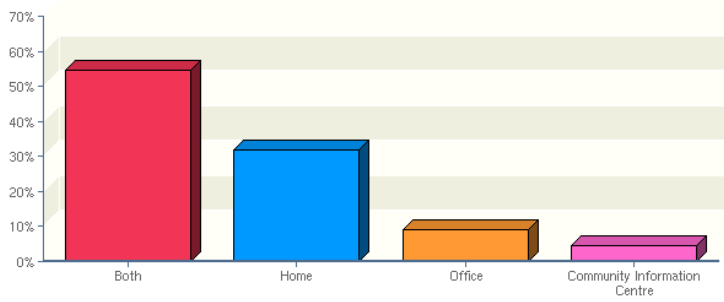
STATISTICS

Choices Selected: 22
Total Responses: 22

SUMMARY

VALUE	COUNT	PERCENT %
Less than 5 years	8	36.36%
11-15 years	5	22.73%
6-10 years	4	18.18%
Nil	3	13.64%
21-25 years	1	4.55%
More than 25 years	1	4.55%

6. From where did you participate in the online training?



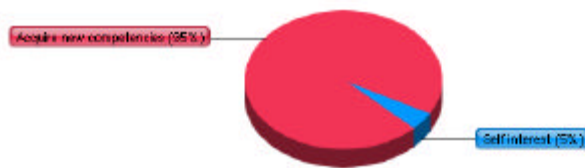
STATISTICS

Choices Selected:	22
Total Responses:	22

SUMMARY

VALUE	COUNT	PERCENT %
Both	12	54.55%
Home	7	31.82%
Office	2	9.09%
Community Information Centre	1	4.55%

7. Your primary reason for taking this online training:



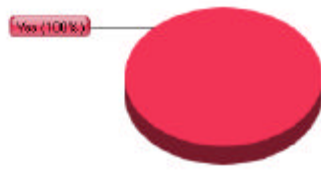
STATISTICS

Choices Selected:	22
Total Responses:	22

SUMMARY

VALUE	COUNT	PERCENT %
Acquire new competencies	21	95.45%
Self interest	1	4.55%

8. Was it your choice to join this online training?



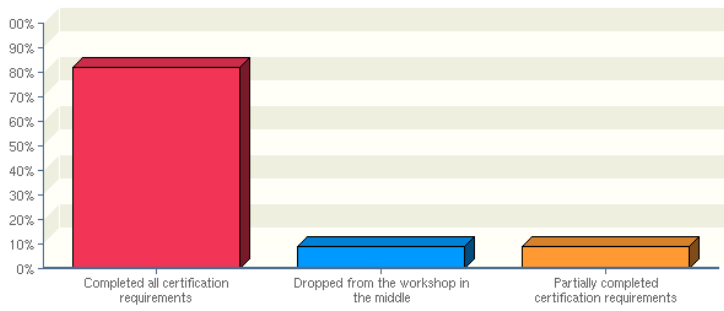
STATISTICS

Choices Selected:	22
Total Responses:	22

SUMMARY

VALUE	COUNT	PERCENT %
Yes	22	100.00%

9. Your status in this training can be attributed as:



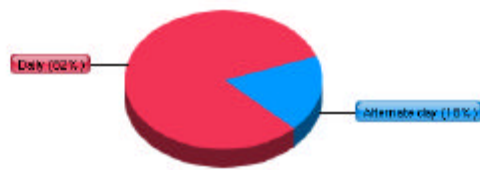
STATISTICS

Choices Selected:	22
Total Responses:	22

SUMMARY

VALUE	COUNT	PERCENT %
Completed all certification requirements	18	81.82%
Dropped from the workshop in the middle	2	9.09%
Partially completed certification requirements	2	9.09%

10. I visited the workshop pages on WikiEducator:



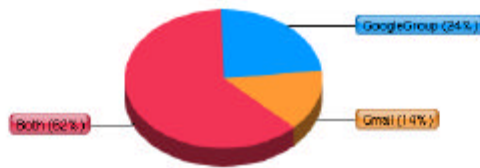
STATISTICS

Choices Selected:	22
Total Responses:	22

SUMMARY

VALUE	COUNT	PERCENT %
Daily	18	81.82%
Alternate day	4	18.18%

11. I used the mailing list of the workshop through:



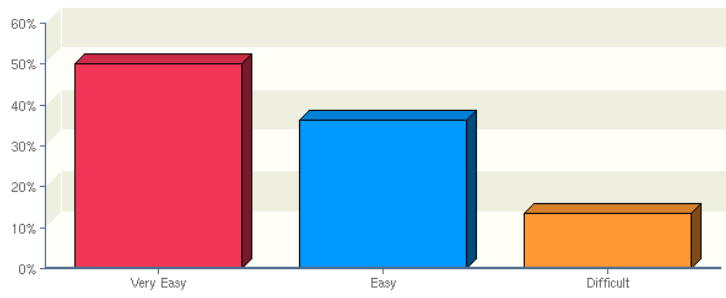
STATISTICS

Choices Selected:	21
Total Responses:	21

SUMMARY

VALUE	COUNT	PERCENT %
Both	13	61.90%
GoogleGroup	5	23.81%
Gmail	3	14.29%

12. Navigation through the online training course site at WikiEducator was:



STATISTICS

Choices Selected:	22
Total Responses:	22

SUMMARY

VALUE	COUNT	PERCENT %
Very Easy	11	50.00%
Easy	8	36.36%
Difficult	3	13.64%

SurveyGizmo Report: Response Summary Report

13. Provide your opinion on the following sentences, where Strongly disagree=1, Disagree=2, Neutral=3, Agree=4, and Strongly agree=5.
()

ITEM	Strongly disagree	Disagree	Neutral	Agree	Strongly agree	Not applicable	Total
The online training followed a logical flow.	-	-	-	22.7% 5	77.3% 17	-	22
The online training course stated the learning objectives clearly.	-	4.5% 1	-	27.3% 6	68.2% 15	-	22
All the key topics were covered in the training.	-	4.5% 1	4.5% 1	31.8% 7	59.1% 13	-	22
Content was at an appropriate level (not too easy or too hard).	-	4.5% 1	4.5% 1	50.0% 11	40.9% 9	-	22
This online training was just the right length in terms of duration.	-	14.3% 3	4.8% 1	52.4% 11	28.6% 6	-	21
Enough examples were given to learn the material well.	-	4.5% 1	4.5% 1	31.8% 7	59.1% 13	-	22
Exercises/Tasks were provided consistently throughout the online training.	-	-	4.5% 1	22.7% 5	72.7% 16	-	22
I enjoyed the online training.	-	-	-	13.6% 3	86.4% 19	-	22
The lessons/tutorials maintained my interest.	-	-	4.5% 1	22.7% 5	72.7% 16	-	22
I found the online training motivating.	-	4.5% 1	-	18.2% 4	77.3% 17	-	22
The online training met my expectations.	-	-	9.1% 2	22.7% 5	68.2% 15	-	22
Taking this online training	-	-	-	23.8% 5	76.2% 17	-	21

SurveyGizmo Report: Response Summary Report

was worth my time & effort.	-	-	-	5	16	-	
Online training gave me the opportunity to test my new skills.	-	-	-	22.7% 5	77.3% 17	-	22
Online training was a good way to learn Self-Learning Material preparation.	-	-	-	31.8% 7	63.6% 14	4.5% 1	22
I would like to have more online training like this.	-	-	9.1% 2	13.6% 3	77.3% 17	-	22
I would recommend this online training to a friend or colleague.	-	-	-	9.1% 2	90.9% 20	-	22
I feel confident that I can apply the knowledge learned.	-	-	4.5% 1	18.2% 4	77.3% 17	-	22
I feel that I am fluent with the course material provided.	-	-	-	57.1% 12	38.1% 8	4.8% 1	21
I feel I can explain what I learned in this online training to another person.	-	-	4.5% 1	40.9% 9	54.5% 12	-	22
I am confident that I can use what I learned.	-	4.5% 1	-	22.7% 5	72.7% 16	-	22
Average %:	0.0%	2.1%	2.7%	27.7%	67.0%	0.5%	

Total Responses: 22

SurveyGizmo Report: Response Summary Report

14. Please give your rating on the following statements, where 1 = strongly disagree, 2 = disagree, 3 = neutral, 4 = agree, 5 = strongly agree.
()

ITEM	Strongly disagree	Disagree	Neutral	Agree	Strongly agree	Not applicable	Total
The Online Facilitator clearly communicated important course topics.	-	-	-	13.6% 3	86.4% 19	-	22
The Online Facilitator clearly communicated important course goals.	-	-	-	18.2% 4	81.8% 18	-	22
The Online Facilitator provided clear instructions on how to participate in course learning activities.	-	-	-	18.2% 4	81.8% 18	-	22
The Online Facilitator clearly communicated important due dates/time frames for learning activities.	-	-	-	4.5% 1	95.5% 21	-	22
The Online Facilitator was helpful in identifying areas of agreement and disagreement on course topics that helped me to learn.	-	-	-	31.8% 7	68.2% 15	-	22
The Online Facilitator was helpful in guiding the class towards understanding course topics in a way that helped me clarify my thinking.	-	-	-	13.6% 3	86.4% 19	-	22
The Online Facilitator helped to keep course participants engaged and participating in productive dialogue.	-	-	-	13.6% 3	86.4% 19	-	22
The Online Facilitator helped keep the course participants on task in a way that helped me to learn.	-	-	-	18.2% 4	81.8% 18	-	22
The Online Facilitator encouraged course participants to explore new concepts in this course.	-	-	-	22.7% 5	77.3% 17	-	22
Online Facilitator actions reinforced the development of a sense of community among course participants.	-	-	-	22.7% 5	77.3% 17	-	22

SurveyGizmo Report: Response Summary Report

The Online Facilitator helped to focus discussion on relevant issues in a way that helped me to learn.	-	-	-	31.8% 7	68.2% 15	-	22
The Online Facilitator provided feedback that helped me understand my strengths and weaknesses.	-	-	-	13.6% 3	86.4% 19	-	22
The Online Facilitator provided feedback in a timely fashion.	-	-	-	13.6% 3	86.4% 19	-	22
Getting to know other course participants gave me a sense of belonging in the course.	-	-	-	50.0% 11	50.0% 11	-	22
I was able to form distinct impressions of some course participants.	-	-	4.5% 1	59.1% 13	36.4% 8	-	22
Online or web-based communication is an excellent medium for social interaction.	-	-	4.5% 1	36.4% 8	59.1% 13	-	22
I felt comfortable conversing through the online medium.	-	4.5% 1	-	22.7% 5	72.7% 16	-	22
I felt comfortable participating in the course discussions.	-	4.5% 1	-	36.4% 8	59.1% 13	-	22
I felt comfortable interacting with other course participants.	-	4.5% 1	-	40.9% 9	54.5% 12	-	22
I felt comfortable disagreeing with other course participants while still maintaining a sense of trust.	-	4.5% 1	9.1% 2	54.5% 12	27.3% 6	4.5% 1	22
I felt that my point of view was acknowledged by other course participants.	-	-	-	57.1% 12	42.9% 9	-	21
Online discussions help me to develop a sense of collaboration.	-	-	-	31.8% 7	68.2% 15	-	22
Problems posed increased my interest in course issues.	-	4.5% 1	4.5% 1	40.9% 9	50.0% 11	-	22
Course activities increased my			4.5%	13.6%	81.8%		22

curiosity.	-	-	1	3	18	-	
I felt motivated to explore content related questions.	-	4.5%	-	31.8%	63.6%	-	22
		1		7	14		
I utilized a variety of information sources to explore problems posed in this course.	-	4.5%	4.5%	50.0%	40.9%	-	22
		1	1	11	9		
Brainstorming and finding relevant information helped me resolve content related questions.	-	4.5%	9.1%	54.5%	31.8%	-	22
		1	2	12	7		
Online discussions were valuable in helping me appreciate different perspectives.	-	-	-	31.8%	68.2%	-	22
				7	15		
Combining new information helped me answer questions raised in course activities.	-	-	-	50.0%	45.5%	4.5%	22
				11	10	1	
Learning activities helped me construct explanations/solutions.	-	-	-	31.8%	68.2%	-	22
				7	15		
Reflection on course content and discussions helped me understand fundamental concepts in this class.	-	-	-	36.4%	63.6%	-	22
				8	14		
I can describe ways to test and apply the knowledge created in this course.	-	-	9.1%	22.7%	68.2%	-	22
			2	5	15		
I have developed solutions to course problems that can be applied in practice.	-	-	9.1%	50.0%	40.9%	-	22
			2	11	9		
I can apply the knowledge created in this course to my work or other non-class related activities.	-	-	-	18.2%	81.8%	-	22
				4	18		
Average %:	0.0%	1.1%	1.7%	31.1%	65.9%	0.3%	

Total Responses: 22